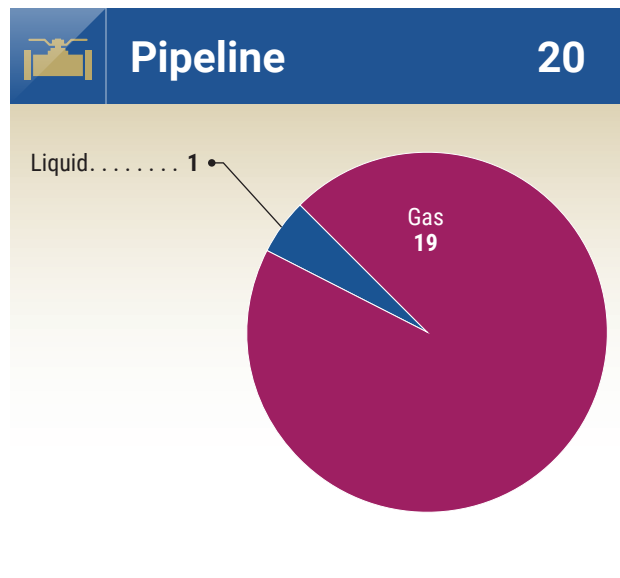
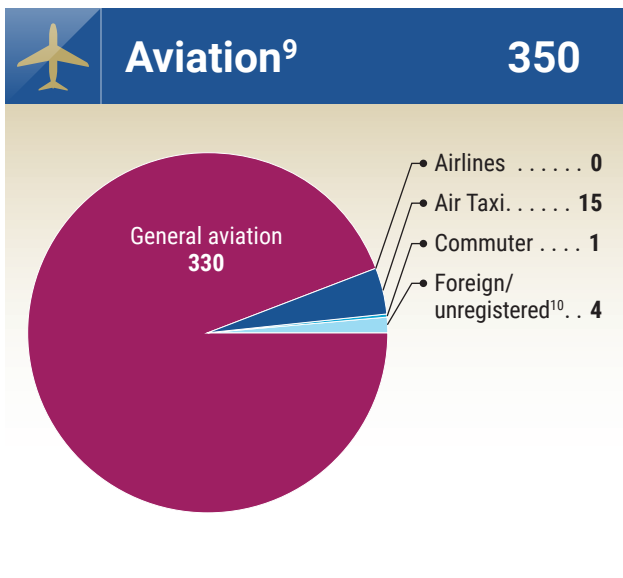
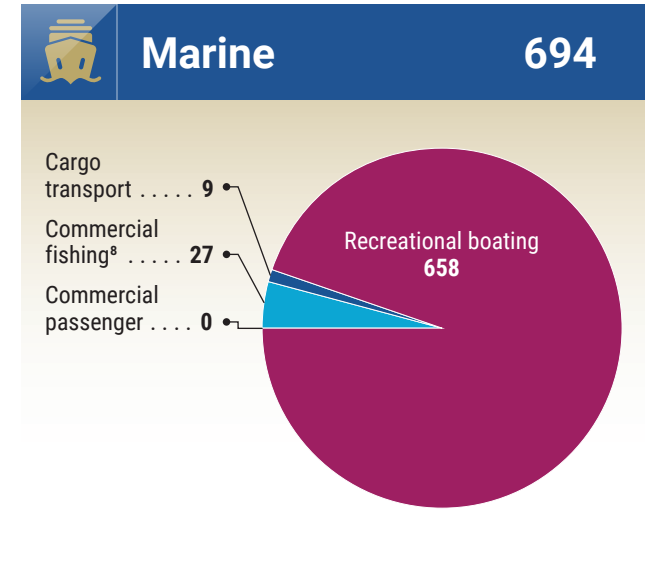
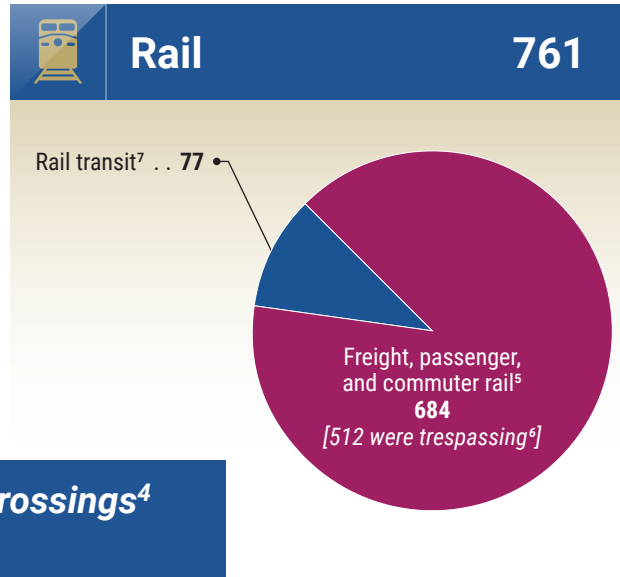
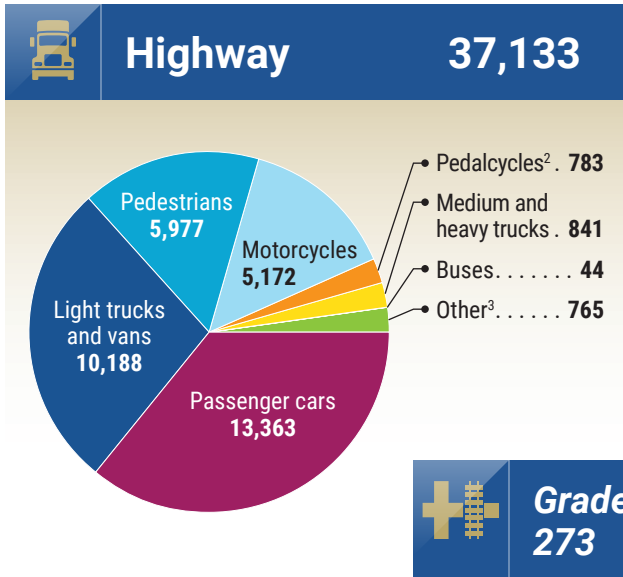




National Transportation Safety Board

# US Transportation Fatalities in 2017<sup>1</sup> – by Mode

Total: 38,958



**Footnotes**

- Numbers for 2017 are preliminary estimates. Aviation data are from the NTSB; marine data are reported by the US Department of Homeland Security; all other data are reported by the US Department of Transportation.
- Pedalcycles include bicycles and other cycles.
- Other refers to non-occupants (excluding pedestrians and pedalcyclists) and occupants in other or unknown vehicle types.
- Grade crossing fatalities are reported as a separate category but should not be added to the total because they are included in the highway and rail fatalities as appropriate.
- Freight, passenger, and commuter rail data are reported by the Federal Railroad Administration.
- Trespassing fatalities are reported as a separate category but should not be added to the total because they are included in the freight, passenger, and commuter rail fatalities. Trespassing fatalities are not available for rail transit.
- Rail transit data are reported by the Federal Transit Administration and include fatalities involving heavy rail, light rail, cable car, inclined plane, monorail/automated guideway, streetcar rail, and hybrid rail.
- Commercial fishing refers to operational fatalities.
- Total fatalities may not equal the sum of each category because accidents may involve multiple categories.
- Foreign/unregistered includes non-US registered aircraft involved in accidents in the United States.